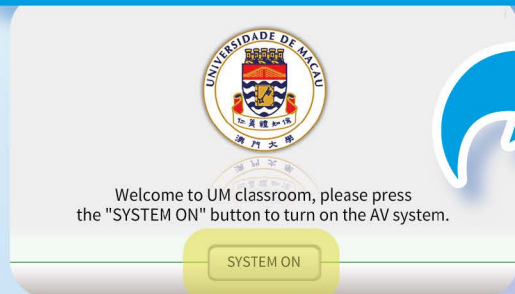


Lecture Hall AV Control Operation Guide

CMDO - CSS

SYSTEM ON



To activate the system, press this button and wait until it directs you to the main page

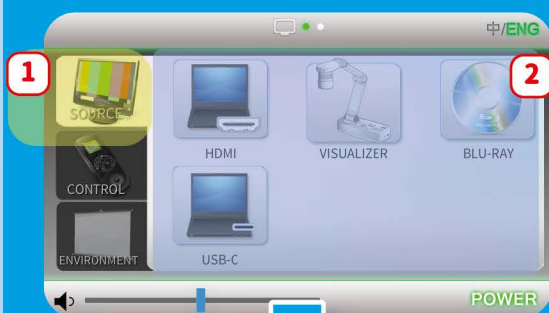


SYSTEM OFF

Press the POWER button on the lower right corner and then select ✓ to shut down the system

1

SOURCE SELECTION



Select icon of desired input source to transmit video signal to projector

2

MULTIMEDIA CONTROL




Multimedia Volume Control Page



Microphone Volume Control Page



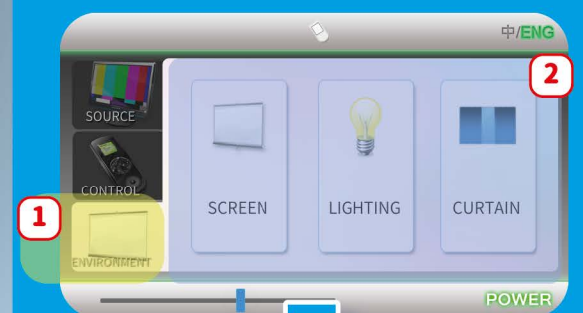
Projector Control Page for display alignments



Select desired projector for display alignments

3


ENVIRONMENT CONTROL



Screen Control Page



Lighting Control Page



Curtain Control Page

Subject to the setup there may be less mode for selection



Please browse through our Campus Services Section (CSS) website for more operation guide-lines



Report any problem by raising work order through Computerised Maintenance Management System (CMMS) (Use the University's Wi-Fi network)