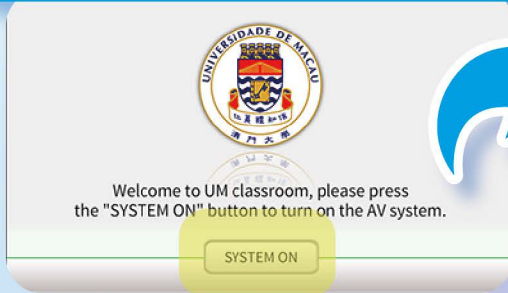


Classroom AV Control Operation Guide

CMDO - CSS

SYSTEM ON



To activate the system, press this button and wait until it directs you to the main page

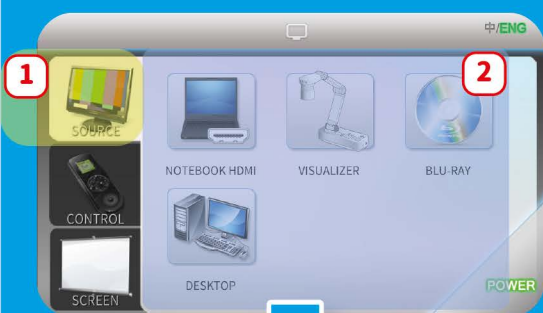


SYSTEM OFF

Press the POWER button on the lower right corner and then select ✓ to shut down the system

1

SOURCE SELECTION



Select icon of desired input source to transmit video signal to projector

Source "DESKTOP", depends on the classroom design

2

MULTIMEDIA CONTROL



Multimedia Volume Control Page



Microphone Volume Control Page



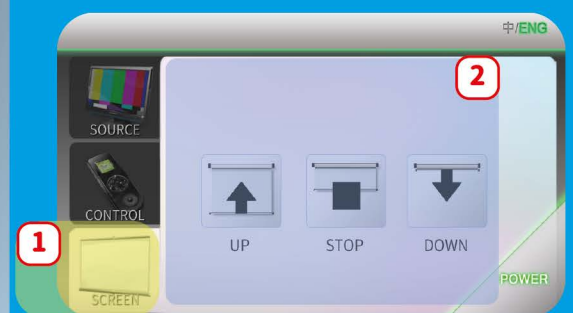
Blu-ray Player Control Page



Projector Control Page for display alignments

3

SCREEN CONTROL



Press Screen Control Page, raise or lower the screen on the Screen Control Page



Please browse through our Campus Services Section (CSS) website for more operation guidelines



Report any problem by raising work order through Computerised Maintenance Management System (CMMS)